

Test Report No. 7191195614-MEC18-JV
dated 22 October 2018



PSB Singapore

**Choose certainty.
Add value.**

Note: This report is issued subject to the Testing and Certification Regulations of the TÜV SÜD Group and the General Terms and Conditions of Business of TÜV SÜD PSB Pte Ltd. In addition, this report is governed by the terms set out within this report.

SUBJECT:

Determination of the toxic fume generated by 'EchoPanel®' 100% PET (60% recycled) panel submitted by Woven Image on 12 Oct 2018.

TESTED FOR:

Woven Image
37-39 Chard Road
Brookvale
NSW 2100
Australia

DATE OF TEST:

19 Oct 2018

PURPOSE OF TEST:

To determine the toxic fume generated from materials or products of thickness not exceeding 25.4mm when mounted in the horizontal position and tested in according to test method references T11.01 of BS EN 45545-2 : 2013 +A1 : 2015 Annex C, Method 1 (smoke chamber).

This test was conducted in accordance with the procedures specified in BS EN 45545-2:2013 +A1 : 2015 Annex C and using the apparatus and procedures specified in ISO 5659-2 : 2017.

The test was conducted at TÜV SÜD PSB fire test laboratory located at No. 10 Tuas Avenue 10, Singapore 639134.



Laboratory:
TÜV SÜD PSB Pte. Ltd.
No.1 Science Park Drive
Singapore 118221

Phone : +65-6885 1333
Fax : +65-6776 8670
E-mail: enquiries@tuv-sud-psb.sg
www.tuv-sud-psb.sg
Co. Reg : 199002667R

Regional Head Office:
TÜV SÜD Asia Pacific Pte. Ltd.
1 Science Park Drive, #02-01
Singapore 118221
TUV®

DESCRIPTION OF SAMPLES:

Six pieces of specimen, said to be 'EchoPanel®' 100% PET (60% recycled) panel, each of nominal size of 75mm x 75mm were received. The nominal thickness and area density of the specimen were 24mm and 3.1kg/m² respectively.

Photograph of specimen:



Vik Singh



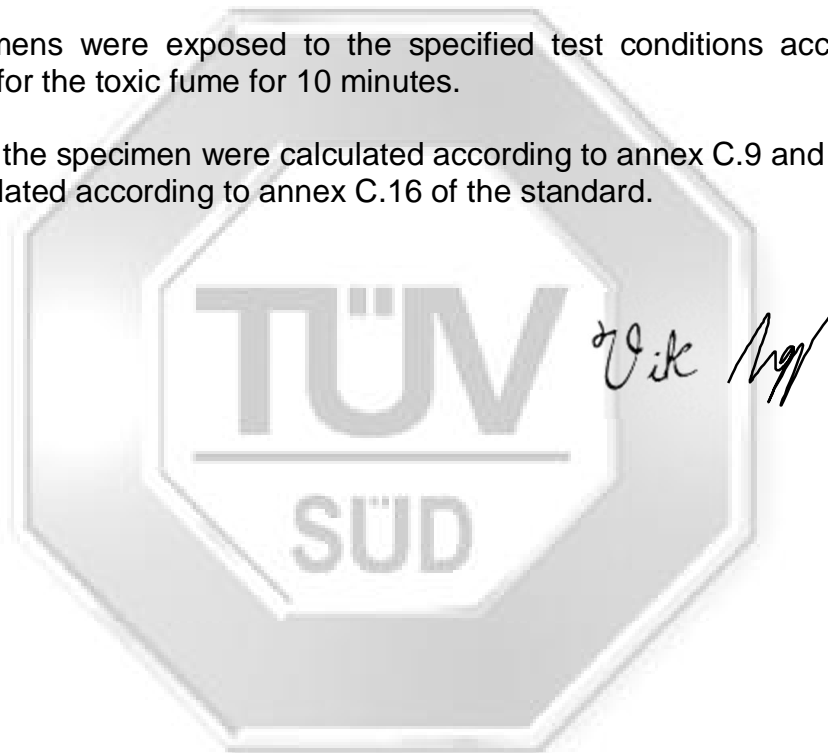
TEST PROCEDURES:

The test was conducted using the ISO 5659-2 smoke chamber (Asset No. 191010483) in conjunction with a FTIR Analyzer (Serial No. AFS-B2-C-1716) with their respective spreadsheets. Both systems, operating at the same time, were dedicated for the acquisition and analysis of opacity of the smoke and the qualitative and quantitative analysis of gases emitted during the test.

Prior to test, the specimens were prepared and conditioned in accordance to annex C.5 of BS EN 45545-2.

The test specimens were exposed to the specified test conditions according to Method T11.01 for the toxic fume for 10 minutes.

The gas data of the specimen were calculated according to annex C.9 and the CIT value was calculated according to annex C.16 of the standard.





TEST RESULTS:

Test Parameters	Specimen 1	Specimen 2	Specimen 3	Average
Time of ignition (sec)	5	5	5	5
Initial Mass (gm)	266.81	275.39	273.31	271.84
Final Mass (gm)	259.32	246.61	253.34	253.09
Mass Loss (gm)	7.49	28.78	19.97	18.75
Observations	1) Smoke emission started at 5 seconds of test for all specimens. 2) Flaming started at between 105 to 198 seconds of test.			

The concentration of each gas sampled at 240s of test is as follows:

Gas		Specimen 1		Specimen 2		Specimen 3		Average	
		ppm	Kg/m ³	ppm	Kg/m ³	ppm	Kg/m ³	ppm	Kg/m ³
Carbon Dioxide (CO ₂)		10802.81	0.01	999.69	0.00	10972.15	0.01	7591.55	0.01
Carbon Monoxide (CO)		327.59	0.00	202.78	0.00	346.74	0.00	292.37	0.00
Nitrogen Oxide (NO _x)	NO	ND	ND	ND	ND	ND	ND	ND	ND
	NO ₂	ND	ND	ND	ND	ND	ND	ND	ND
Sulphur Dioxide (SO ₂)		20.95	0.00	87.58	0.00	49.46	0.00	52.66	0.00
Hydrogen Chloride (HCl)		0.24	0.00	ND	ND	ND	ND	0.24	0.00
Hydrogen Bromide (HBr)		ND	ND	ND	ND	ND	ND	ND	ND
Hydrogen Fluoride (HF)		ND	ND	ND	ND	ND	ND	ND	ND
Hydrogen Cyanide (HCN)		ND	ND	ND	ND	ND	ND	ND	ND
CIT _G		0.00		0.00		0.01		0.00	

*ND – Not Detected

Uik Ng

TEST RESULTS (cont'd):

The concentration of each gas sampled at 480s of test is as follows:

Gas		Specimen 1		Specimen 2		Specimen 3		Average	
		ppm	Kg/m ³	ppm	Kg/m ³	ppm	Kg/m ³	ppm	Kg/m ³
Carbon Dioxide (CO ₂)		24327.23	0.02	24496.93	0.02	28921.85	0.02	25915.33	0.02
Carbon Monoxide (CO)		435.17	0.00	654.25	0.00	939.94	0.00	676.45	0.00
Nitrogen Oxide (NO _x)	NO	ND	ND	ND	ND	ND	ND	ND	ND
	NO ₂	ND	ND	ND	ND	ND	ND	ND	ND
Sulphur Dioxide (SO ₂)		20.64	0.00	103.24	0.00	52.63	0.00	58.84	0.00
Hydrogen Chloride (HCl)		0.14	0.00	ND	ND	ND	ND	0.14	0.00
Hydrogen Bromide (HBr)		ND	ND	0.34	0.00	0.17	0.00	0.25	0.00
Hydrogen Fluoride (HF)		ND	ND	ND	ND	ND	ND	ND	ND
Hydrogen Cyanide (HCN)		ND	ND	ND	ND	ND	ND	ND	ND
CIT _G		0.00		0.00		0.00		0.00	

*ND – Not Detected

Uik




CONCLUSION:


In accordance to test method references T11.01 of BS EN 45545-2 : 2013 +A1 : 2015 Annex C, Method 1 (smoke chamber) method, **'EchoPanel®' 100% PET (60% recycled) panel**, achieved the following average values:

CIT_G at 240 sec : 0.00
CIT_G at 480 sec : 0.00

REMARKS:

The test results relate only to the behaviour of the test specimens of the product under the particular conditions of test; they are not intended to be the sole criterion for assessing the potential fire hazard of the product in use.


Vikneshwaran Jayaraman
Higher Associate Engineer


Leong Gene-Jhou
Engineer
(Fire Property)
Mechanical

Test Report No. 7191195614-MEC18-JV
dated 22 October 2018



PSB Singapore

Please note that this Report is issued under the following terms :

1. This report applies to the sample of the specific product/equipment given at the time of its testing/calibration. The results are not used to indicate or imply that they are applicable to other similar items. In addition, such results must not be used to indicate or imply that TÜV SÜD PSB approves, recommends or endorses the manufacturer, supplier or user of such product/equipment, or that TÜV SÜD PSB in any way "guarantees" the later performance of the product/equipment. Unless otherwise stated in this report, no tests were conducted to determine long term effects of using the specific product/equipment.
2. The sample/s mentioned in this report is/are submitted/supplied/manufactured by the Client. TÜV SÜD PSB therefore assumes no responsibility for the accuracy of information on the brand name, model number, origin of manufacture, consignment or any information supplied.
3. Nothing in this report shall be interpreted to mean that TÜV SÜD PSB has verified or ascertained any endorsement or marks from any other testing authority or bodies that may be found on that sample.
4. This report shall not be reproduced wholly or in parts and no reference shall be made by the Client to TÜV SÜD PSB or to the report or results furnished by TÜV SÜD PSB in any advertisements or sales promotion.
5. Unless otherwise stated, the tests were carried out in TÜV SÜD PSB Pte Ltd, No.1 Science Park Drive Singapore 118221.

July 2011

