

CEILING COLLECTION



Woven Image have created design-driven, sustainable and easy-to-install acoustic ceiling solutions for use in commercial interior spaces, including workplace, education and hospitality environments. Delivering high acoustic performance, these ceiling systems control reverberated noise in shared spaces where noise levels can impact productivity and comfort.

All ceiling solutions carry third-party sustainability certifications. Baffles are made from EchoPanel® which achieves Global GreenTag™ certification (GreenRate Level A), with the maximum Product Health Declaration™ Platinum Health. They are Red List Free and have published ingredient transparency with Declare.

The acoustic performance of all ceiling solutions is tested and measured in accordance with global standards, ISO and ASTM. Also meeting the sound reducing requirements to secure points under WELL™ v2.

Contact your Woven Image representative for more information.

CEILING COLLECTION

FUJI	04
FUJI DESIGN & COLOUR PALETTE	06
MURA COLOUR PALETTE	08
ECHOPANEL® ARRAY	12
ECHOPANEL® ARRAY COLOUR PALETTE	14
ECHOPANEL® ARRAY BAFFLE DESIGNS	16
CEILINGS HARDWARE	18
COMMERCIAL SERVICES	20
ARRAY PRODUCT PERFORMANCE	24
FUJI PRODUCT PERFORMANCE	26

FUJI

Fuji is a range of decorative 3D formed ceiling tiles, inspired by modern Japonisme and art deco trends. Designed for use in varying combinations and configurations, either fixed or suspended from the ceiling, Fuji can be used as a feature, as well as large scale acoustic ceiling solution. Off-the-shelf lighting solutions can be easily integrated.

The manufacture of Fuji tiles considers the health of building occupants in its acoustic and environmental performance. The unique combination of form and material selection produces high sound absorption performance which brings acoustic comfort to commercial interior spaces.

Fuji achieves Global GreenTag™ certification (GreenRate Level A), with the maximum Product Health Declaration™ Platinum Health. They are Red List Free, Low VOC and have published ingredient transparency with Declare. Fuji is recognised by International Green Building Tools including WELL™, LEED®, GreenStar® and BREEAM®.

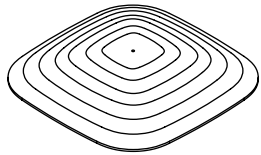
FUJI HACHI suspended in colour 420, on walls, EchoPanel® **ALIGN & EMPIRE** in colour 550 & workstation screen in EchoPanel® **24mm** colour 908



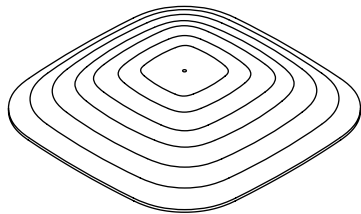
FUJI DESIGN & COLOUR PALETTE

Fuji is available in four different designs with varying sizes; Roku, Juni, Ku and Hachi. There are four stocked colours including cream, onyx and dual colour combinations of onyx-cream and cream-duck egg.

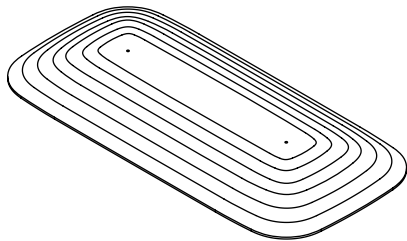
Fuji can be customised to any of Mura's colours (minimum quantities order apply).



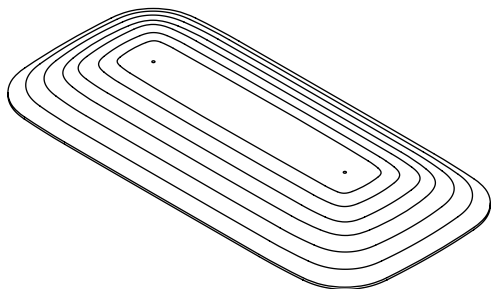
560mm x 560mm x 90mm



840mm x 840mm x 132mm



560mm x 1160mm x 90mm



1740mm x 840mm x 132mm

FUJI ROKU is the smallest square tile of the range. It can easily be incorporated into beautiful custom configurations.

FUJI KU, as the larger square tile makes for an elegant suspended feature and functional ceiling solution.

FUJI JUNI, rectangular in shape it offers more scope in sound control and pairs wonderfully with Roku.

FUJI HACHI is a larger rectangular format, ideally suspended as a workstation or conference table feature.



908



420



550



299




FUJI ROKU in colour 420 with onyx button



FUJI KU in colour 908 with off-white button




FUJI JUNI in colour 550 with onyx/gold buttons



FUJI HACHI in colour 299 with white buttons

MURA COLOUR PALETTE



ROLL DIMENSIONS

6m, 25m or 105m roll | 236", 984" or 4134" roll

WIDTH

1210mm (+/-5mm) | 47.64" (+/-0.2")

THICKNESS

1.9mm (+/-0.25mm) | 0.07" (+/-0.01")

SOUND ABSORPTION

AS ISO 354: 2006 (R2016) - direct fix results

α_w 0.10 (H)

NRC Value 0.10

SAA 0.08





ECHOPANEL® ARRAY

EchoPanel® Array is an acoustic ceiling baffle solution utilising 12mm (0.47") and 24mm (0.94") EchoPanel®, with streamlined hardware engineered for easy installation, and scalable for both small and large applications.

Woven Image have developed Array to use less hardware than systems that are installed vertically. Array baffles can be directly fixed to ceilings or suspended. It is available to be used in both horizontal and vertical applications, allowing for a seamless finish from ceiling to wall.

All in-house baffle designs are inspired by our natural and built environment; from subtle linear shapes, to arcs and curves.

Choose from beautifully crafted baffles in the extensive EchoPanel® 12mm and 24mm colour palette (see page 15), or work with us to create your own unique designs (see page 20).

ARRAY VIADUCT 12mm in colour 908
Project: Lombra, Adelaide Australia.
Designer: The Tailored Studio.
Photography: LS Creative Co.



ECHOPANEL® ARRAY COLOUR PALETTE



500	101	908	454	468
447	442	444	402	580
550	542	274		
269	193	484	487	495
167	295	721	124	106
349	384	579	381	
330	338	573		
365	660	633	551	


QUICK REFERENCE GUIDE

	101	106	124	167	193	269	274	295	330	338	349	365	381	384	402	442	444	447	454	468	484	487	495	500	542	550	551	573	579	580	633	660	721	908
12mm (0.47")																																		
24mm (0.94")																																		


ECHOPANEL® ARRAY BAFFLE DESIGNS

EchoPanel® Array baffle and ceiling hardware dimensions will vary depending on project requirements. Exact quantities, measurements and drawings will be provided upon project specification.


Standard baffle designs are 2780mm in length and vary in depth, please see below:



200mm depth



300mm depth



200mm depth



300mm depth



300mm depth

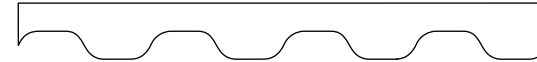
BEAM is a minimalist profile designed for a refined and subtle interior. There is the option to choose from 200mm or 300mm nominal baffle depth.

WEDGE is robust, yet simple, giving a point of interest and detail that will compliment a tailored interior. There is the option to choose from 200mm or 300mm nominal baffle depth.

TAPER offers an elegant way to bring shape and dynamic elements to a ceiling project, whilst also incorporating an acoustic performance element.



300mm depth



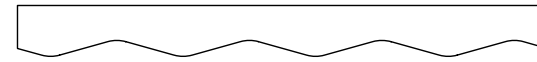
300mm depth



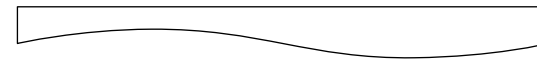
300mm depth



300mm depth



300mm depth



300mm depth

CATHEDRAL is a celebration of rounded crescent shapes that create a decorative yet sophisticated design.

TURRET adds more compressed texture to a ceiling project with tighter and compact curves to work perfectly with various colours.

VALLEY creates to create an interplay between vertical elements and creates the opportunity for texture on an architectural scale.

VIADUCT is inspired by the architectural features of ancient Roman archways, these baffles make for a timeless statement ceiling.

WAVE can infuse spaces with various moods and characteristics reminiscent of ocean waves or desert sand dunes.

FLOW embraces a fluid motion, displaying gentle undulations of the tide.

CEILING HARDWARE



RAIL

2.5m long aluminium rail that holds Array baffles or Fuji barrel kits in place. In white or black powder coat.



SNAP COVERS

2.5m long aluminium profile, cut to size and snapped into the underside of Array rails to create spacing between Array baffles or Fuji barrel kits.



END CAPS

Screwed onto the end of a rail for a clean finish (Tek screws included).

Additional hardware:



SUSPENSION KIT

To suspend Array baffles, rails and Fuji tiles from ceiling.



JOINER PLATE

To connect multiple rail runs for larger ceiling applications (Tek screws included).



BARREL KIT

To connect Fuji tiles to ceiling or Array rail, available in; onyx/gold, off-white and onyx.



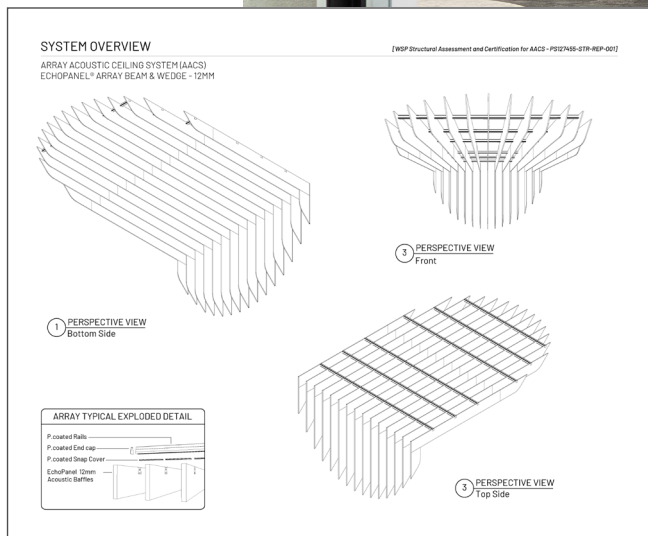
COMMERCIAL SERVICES

Woven Image's in-house Commercial Services Team is supporting architects and interior designers around the world to bring their clients' unique projects to life.

Managing queries and quotations, they provide advice, industry expertise and precise technical plans and drawings using CAD software.

Ideas turn into reality, using our vast range of beautiful finishes, or bespoke designs, shapes and colours to create truly unique spaces that align with specifications.

By liaising with designers, in-house operations and contractors, the Project Delivery Team ensure project materials are delivered on time, so that client projects are both accurate and beautiful.





ECHOPANEL® 24mm custom baffles in colour 468

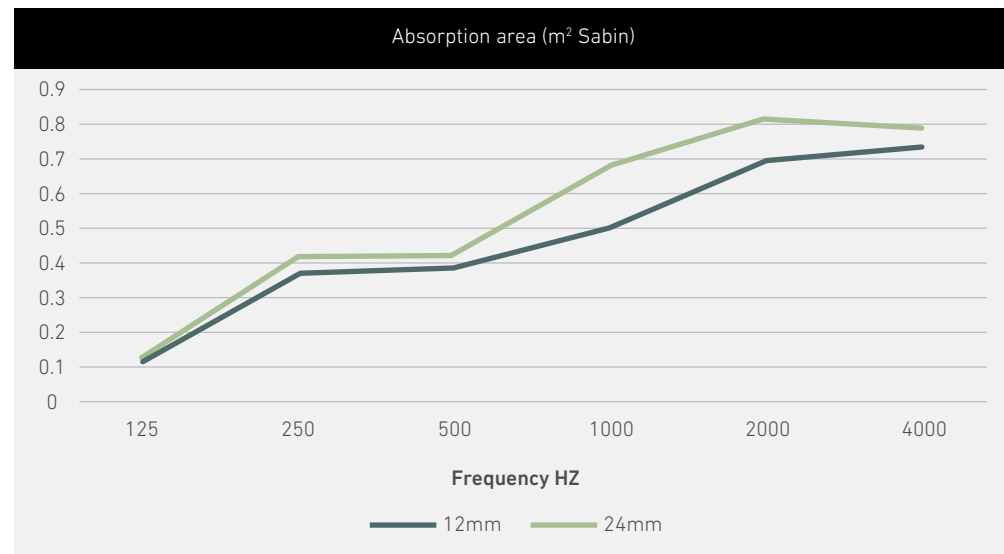
Project: BT Group Birmingham, UK. Designer: tp bennett

22 Installer: The Collective. Photography: Hufton + Crow

ARRAY PRODUCT PERFORMANCE

ARRAY BAFFLE SOUND ABSORPTION

Tested in accordance with AS ISO 354: 2006 (R2016) and sound performance indices calculated in accordance with AS ISO 11654: 2002 (R2016), with NRC and SAA defined by ASTM C423 - 17. Testing is based on a 300mm spacing between each baffle. CSIRO test report number is AC283 - 01A - 1 and AC283 - 08A - 1.



Baffle dimensions mm	o.d.s* mm	Absorption area (m² Sabin)						Performance indices			
		125 Hz	250 Hz	500 Hz	1000 Hz	2000 Hz	4000 Hz	αw	Class	SAA	NRC
2400 x 300 x 12mm c300	300	0.14	0.39	0.42	0.53	0.72	0.77	0.65 (H)	C	0.68	0.70
2400 x 300 x 24mm c300	300	0.15	0.44	0.46	0.70	0.85	0.83	0.75 (MH)	C	0.83	0.85

*o.d.s = overall depth of system

For additional specifications and performance details please visit [wovenimage.com](https://www.wovenimage.com)

FIRE TEST

ISO 9705: Group 1

ASTM E84 Unadhered: Class 2 or B (24mm tested)

BS EN 13501.1: Classification B - s1, d0

EMISSIONS

EchoPanel® 12mm achieves:

ASTM D5116 - 2017: TVOC Emissions Rate: 0.033mg/m²/hr (24hrs);

Formaldehyde Emissions Rate: 0.07mg/m²/hr. CDPH Standard

Method v1.2 - 2017 (CA 01350): TVOC Emissions Rate: 0.013mg/m³;


Formaldehyde Emissions Rate: <1µg/m³



COMPOSITION

Baffle: 100% PET (60% post-consumer recycled)

Hardware: Powder coated aluminium alloy 6060



ARRAY WEDGE 12mm suspended in colours 908, 454 & 468

FUJI PRODUCT PERFORMANCE

FUJI SOUND ABSORPTION

Fuji tile dimensions mm (+/- 3mm)	o.d.s* mm (+/- 3mm)	Performance indices			
		α_w	Class	SAA	NRC
ROKU 560mm x 560mm x 90mm	199	0.75	C	0.72	0.7
JUNI 560mm x 1160mm x 90mm	199	0.8	B	0.76	0.8
KU 840mm x 840mm x 132mm	241	0.8	B	0.74	0.75
HACHI 840mm x 1740mm x 132mm	241	0.8	B	0.76	0.8

*o.d.s = overall depth of system

FIRE TEST

BS EN 13501.1: Classification B - s1, d0

ISO 9705: Group 2

GB 8624 B1

ASTM E84 Unadhered: Class 1 or A

EMISSIONS

FUJI ROKU, JUNI, KU and HACHI achieves:

ASTM D5116: TVOC Emissions Rate: <0.046mg/m²/hr (7 days)

CDPH Standard Method v1.2: TVOC Emissions Rate: <0.020mg/m³

Formaldehyde Emissions Rate: <1µg/m³

COMPOSITION

Fuji Tile: 100% PET (64% post-consumer recycled)

For additional specifications and performance details please visit [wovenimage.com](https://www.wovenimage.com)

